

Block of the Month

CCQ March 2008

Weathervane

12" Block

Adapted from CCQ BOM Oct 2001

Please

Check pattern measurements for distance and seams before cutting fabric.

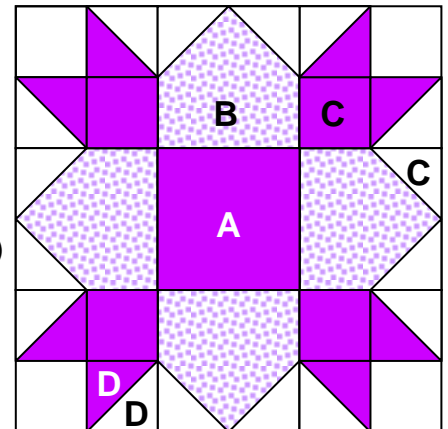
NOTE: View storyboard at www.countrycrossroadsquilters.com

Click on **Block-of-the-Month**, then **March 2008**.

Fabric Instructions:

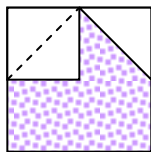
 EASTER BRIGHT  MUTED COORDINATING PRINT  WHITE

- Cut: **A** 4 1/2" Center Block: 1 Easter Bright (dyed-egg colors)
 Cut: **B** 4 1/2" Side Center Blocks: 4 Muted print (has 2 magic corners)
 Cut: **C** 2 1/2" Squares: 4 Easter Brights
 12 Background White (8=magic corners)
 Cut: **D** 2 7/8" Squares: 4 Easter Brights (cross-cut once)
 4 Background White (cross-cut once)



Directions: (all seams are 1/4")

Step 1 Sew two **C** magic corners to **B** block as shown (1/4" overlap in center)



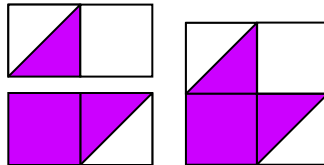
Make four 4 1/2" units

Step 2 Place **D** blocks White and Easter Bright face-to-face, draw pencil line diagonally. Sew 1/4" either side of line; cut apart & press open.



Make eight 2 1/2" Units

Step 3 Sew **D** half-square triangles and **C** 2 1/2" squares together as shown.



Make four 4 1/2" units

Step 4 Layout all units like in block diagram, along with Center Square **A**.

Step 5 Sew as in diagram. Press seams away from center.

Bring completed block to CCQ on March 11, 2008
 Questions? Contact Carolyn Sadler, at sewfinaquilts@hotmail.com or 599-0081

